





Talk for Writing Storytelling Actions.

At Milton on Stour School we use the following actions for Storytelling using the Talk for Writing approach.

| Word or phrase | Action prompt. |
|---|--|
| <p>Once upon a time</p>  | <p>Hands closed palm to palm, Open out like a book</p> |
| <p>Early one morning</p>  | <p>Put hands to one side of the head and open up with right hand moving over your head as if you are waking up.</p> |
| <p>One day</p>  | <p>Palms facing chin with fingers pointing to the other hand, move hands upwards in $\frac{1}{4}$ of a circular motion.</p> |
| <p>First</p>  | <p>Put Index finger up in front of your body.</p> |
| | |

Next



Thumb up in front of you, tilt it 90 degrees anti clockwise.

But



Index finger up in the air and quickly twist towards you.

And



Clasp both hands together interlocking fingers.

Because








Make half a rectangle with left hand, tap index finger and then thumb.






Then













Draw a hill in the air.



| | | |
|-------------|---|---|
| Until |  | Palms facing ceiling, move right hand up to meet the left. |
| Who |  | Index fingers points towards the sky and circles anti-clockwise. |
| Down |  | Point down with both index fingers |
| Into/Inside |  | Slide right hand into left hand which makes a cup shape. |
| Over |  | Move in an arch shape with right hand over a flat left hand, palm facing down from body to the front of the hand. |

| | | |
|-------------------|---|--|
| Out |  | Make a pointing archway which points to outside. |
| Onto |  | Left hand flat facing down, right hand on top of it. |
| After that |  | Flat left hand facing down with fisted right hand, move over flat hand from back to front. |
| Suddenly, Luckily |  | Jazz hands, hands open. |
| Unfortunately |  | Thumbs down |

| | | |
|------------------|---|--|
| If |  | Flatten an object moving horizontal hands together palm to palm. |
| Now, Immediately |  | Palms facing upwards move hands down towards the floor quickly. |
| When, whenever |  | Flutter your right hand fingers against your cheek. |
| So, so that |  | Roll hands forwards in front of body and open. |
| Soon, As soon as |  | Making 's' sign by linking little fingers. |

| | | |
|-----------------------|---|--|
| Where |  | Palms facing upwards move hands outwards in small circles. |
| Towards |  | Reel a rope in with both hands. |
| Although |  | Right hand on hip |
| However |  | Knuckles in a claw shape, tap hands together twice. |
| Eventually/In the End |  | Chopping action moving horizontally |

| | | |
|---|---|---|
| <p>Later</p> |  | <p>Tap watch twice.</p> |
| <p>Without warning/to his amazement</p> |  | <p>Shocked face, hands outstretched.</p> |
| <p>Furthermore</p> |  | <p>Right arm outstretched, palm upwards</p> |
| <p>Additionally</p> |  | <p>Index fingers make a cross</p> |
| <p>Moreover</p> |  | <p>Hands in the air, elbows bent</p> |

| | | |
|----------------------|---|--|
| <p>In conclusion</p> |  | <p>Thumb and index finger make a circle</p> |
| <p>The end</p> |  | <p>Close palms together like a book closing.</p> |

Sheila Loftus April 2020